



**MAFSU,
Template – College Website(s)**

	Rathore	Officer	Maharashtra		
2.	Aditya Gunjate	Livestock Development Officer	Sangli, Maharashtra	2022	Government of Maharashtra
3.	Vikas Mahale	Livestock Development Officer	Madhya Pradesh	2022	Government of Madhya Pradesh
4.	Suresh Mukuloth	Veterinary Assistant Surgeon	Telangana	2024	Government of Telangana
5.	Nikita Morkhande	Livestock Development Officer	Dhule, Maharashtra	2024	Government of Maharashtra
6.	Akshada Kokate	Livestock Development Officer	Ahmednagar, Maharashtra	2023	Government of Maharashtra
7.	Mahesh Shinde	Livestock Development Officer	Nandurbar, Maharashtra	2024	Government of Maharashtra
8.	Mahesh Shinde	Student International Training Program	Thailand	2023	NAHEP
9.	Mohini Sirsat	Student International Training Program	Thailand	2023	NAHEP
9.	Ashish Pharande	Livestock Development Officer	Khandvi, Maharashtra	2024	Government of Maharashtra
10.	Ashish Pharande	Best Batsman	Maharashtra Animal and Fishery Sciences University, Nagpur	2024	Maharashtra Animal and Fishery Sciences University, Nagpur
11.	Shubhankee Bhuyan	Third Prize in Best Poster Presentation	Krantisinh Nana Patil College of Veterinary Science, Shirwal Distr., MAFSU	2024	Zonal Conference of Indian Association of Veterinary Pathologists

2. NSS:

Regular / Special Camp (Year Wise)

Sr. No.	Regular / Special	No of Student Registered	No. of Student Present	Place	Name of activity	Name of Expert



**MAFSU,
Template – College Website(s)**

Department:

Achievements of the Department: [Chronology as per the MAFSU Statute]

(PDF format)

1. No. of PG students graduated: 134
2. Research Publications: 124 (from year 2020 onwards)
3. Books/ Chapters: 02
4. No. of research schemes and agency funded projects completed: 15
5. No. of awards : 0
6. Radio talks : 15
7. TV Talks: 5
8. Marathi and Popular publications : 12
9. Any other achievement by the faculty and student:

Two faculties were cleared the ICVP exam.

Faculty:

- **Name of Department:** Veterinary Pathology

- **Brief History of Department:**

Department of Pathology was established in year 1943. Teaching, diagnosis, research and extension activities are the main working areas of the department. The department has rich museum and great collection of slides and specimens of varieties of disease conditions in animals.

Initially the department was established to teach pathology, histology and meat inspection. Dr. K. S. R. Iyer was the first Professor. He was succeeded by Dr. R. M. Kalapesi in 1952. Dr. B. L. Purohit became professor in 1956. On his promotion as Principal of Nagpur Veterinary College, Dr. S. M. Ajinkya took over in 1962 as Professor who was succeeded by Dr. P. D. Sardeshpande in 1970. Later Dr. B. V. Jalnapurkar handled the department as a Professor followed Dr. P. S. Lonkar (1994 to 2005); Dr. Mrs. R. S. Nehete (2005 to 2010) and Dr. S. D. Moregaonkar from 2012 to 2017.

All of them contributed notably for the development of the department. They were ably supported by Dr. K. V. Joshi, Dr. N. S. Deodhar and Dr. B. D. Survashe who worked in different capacities. Currently, Dr. D. P. Kadam is In charge Professor of the Department.

Laboratory Facilities in the Department:



**MAFSU,
Template – College Website(s)**

- A. **Clinical Pathology Laboratory:** The Department has a well developed clinical pathology laboratory equipped with necessary equipments.
- B. **Pathology Museum:** Department is having a well established “ Pathology museum” both at Parel and Goregaon campus which is being used for UG/PG teaching activities and for farmers/ entrepreneurs visit to department
- C. **Histopathology Laboratory:** The Department has a well developed Histopathology laboratory equipped with necessary equipments for manual methods/ semi-automatic methods at both the campuses.
- D. **Necropsy Room:** The Department has a Necropsy laboratory equipped with necessary equipment’s at both the campuses.
- E. **Molecular Pathology laboratory:** Parel campus of the department is equipped with necessary facilities of molecular pathology work like PCR for post graduate and doctorate research work.

• **Diagnostic services offered by the department:**

- ✓ Complete Blood Count with parasitic examination
- ✓ Urinalysis
- ✓ Leptospira diagnosis
- ✓ Biochemical profiling including liver and kidney function tests (LFT & KFT)
- ✓ Cytological examination of lymph node and bone marrow smear (for tumours)
- ✓ Histopathological diagnosis of clinical tissue samples
- ✓ Histopathological processing and diagnosis of tissues from laboratory animals used for Toxicological/research studies from pharmaceuticals, research institutes and colleges
- ✓ Plan and conduction of various drug trials [private agency trials] in poultry birds
- ✓ Differential staining for various diabetic trials in lab animals e.g. Gomoris & PAS
- ✓ Fluorescent Microscopy
- ✓ Microphotography on histological slides



**MAFSU,
Template – College Website(s)**

- ✓ Post mortem examination of domestic animals, poultry and wild animals and birds.

Approved Rates in the advisory committee meeting held on 31st July 2024

Sr. No.	Types of services/ products provided	Current Rate (Rs.)
A. HAEMATOLOGY AND URINALYSIS		
1	Complete Blood Count (CBC)	200/-
2	Manual Platelet Count	100/-
3	Blood Smear Examination (DLC and RBC morphology)	100/-
4	Reticulocyte Count	150/-
5	Urinalysis	100/-
B. BIOCHEMISTRY		
6	Liver Function tests (Total Protein, Albumin, SGPT, SGOT, ALP, Total bilirubin.)	450/-
7	For Individual LFT test (any one)	150/-
8	Kidney Function Test. (BUN & Creatinine)	300/-
9	For Individual KFT test (any one)	150/-
10	Blood glucose	100/-
11	Serum Cholesterol	150/-
12	Serum Calcium	150/-
13	Serum Phosphorus	150/--
14	Serum Magnesium	150
15	GGT	250/-
16	Serum glucose	150/-
C. HISTOPATHOLOGY		
17	Histopathology Per Tissue / Biopsy of Tissue	1500/-
18	Diagnosis of Histopathological Slide	1000/-
19	Tumour Cytology Diagnosis / FNAC Diagnosis / Impression Smear Examination	800/-
D. POST MORTEM EXAMINATION		
20	Necropsy of Birds and wild Birds - per Bird	250/-
21	Necropsy of Laboratory Animals viz. Rat, Mice, Guinea pigs etc. - per animal	500/-
22	Necropsy of Small Animal viz. Cat /Rabbit/ Turtle etc.- per animal	750/-
23	Necropsy of Dog per animal	2000/-
24	Necropsy of Small Ruminants (Sheep/ Goat / Calf) - per animal	1500/-
25	Necropsy of Large Animals / Ruminants viz. Cattle / Buffalo/ Horse/ Mule/ Elephant / Rhino / Neil gai etc. - per animal	2500/-
26	Necropsy of Wild Animal / Zoo Animal viz. Tiger / Lion / Leopard/ Deer/ Monkey etc. - per animal	2500/-
27	Necropsy of dolphin, marine animals etc.	2500/-
28	Necropsy of small reptiles	1000/-
29	Necropsy of Large reptiles	2000/-
30	Necropsy of big birds like Emu, Ostrich etc.	2000/-
31	Necropsy of Ornamental Fish	750/-
32	Necropsy of freshwater fish	750/-
33	Removal of Brain For Diagnosis of Rabies	1000/-
34	Packaging of samples to refer at Government Forensic Laboratory, Kalina, Mumbai in veterolegal cases.	1500/-

- ❖ For confirmatory diagnosis the owner will have to pay additional fees for microbiological / parasitological / forensic / toxicological / histopathological investigations as per need



**MAFSU,
Template – College Website(s)**

- ❖ The necropsy charges shown above do not include charges towards disposal of carcass. The facility for disposal of carcasses is available with BSPCA, Parel, Mumbai which can be availed or otherwise owner will have to take
- ❖
- ❖ the complete responsibility of disposal of carcass after completion of necropsy

- Faculty: (Department Wise) – [Chronology as per the MAFSU Statute]

Academic officer:

Sr No	Name of Academic Officer	Qualification	Designation	Email id	Contact No	Link to Digital Profile

Academic staff:

Sr No	Name of Academic staff	Qualification	Designation	Email id	Contact No	Link to Digital Profile
1	Dr. D. P. Kadam	M.V.Sc.; Ph.D.	In charge Professor	dattatrayakadam@mafsu.in	7977063755	
2	Dr. P. V. Meshram	M.V.Sc.; Ph.D.	Associate Professor	pramodmeshram@mafsu.in	9594581239	
3	Dr. G. K. Sawale	M.V.Sc.; Ph.D.	Assistant Professor	ganeshsawale@mafsu.in	9594145051	
4	Dr. P. D. Gadhawe	M.V.Sc.; Ph.D.	Pathologist	prashantgadhawe@mafsu.in	8425863123	

Link to Dr. D. P. Kadam:

https://scholar.google.co.in/citations?hl=en&user=3RM0hH0AAAAJ&view_op=list_works&citft=1&citft=2&citft=3&email_for_op=pramodmeshram%40mafsu.in&gmla=ANZ5fUPhVA0pI_oMzrdD8jMYN32Y55SXap_UbQYte02498p3i-bmXP8Sv4o1rfO5yIFJdIL3hi0DEp7fCwk2_3yK1DqLTb4tkO7-v6Us2tBwVKAia2i6gZA6L-ORe61du0PNHoLHnNp3fhQh6YODUO8rB_GNv3EqZhnXTob8o6vDpJJBzFSNhRBhAsNSJe-EtqKGFaV00xIUVP3jogSKKqPeoK1mYOHVQzRY0dvPA7o0Hhq3AkPa4uVoV5Vt1NJY9WglUPCIO0HsiIdi-Ixz4fvwz-bYM40gpiIm4ieqD8gO0RsrcHqVeOaRX5TvtiUchMYkFG

Link to Dr. P. V. Meshram:

<https://scholar.google.co.in/citations?user=5ZaiIVkAAAAJ&hl=en>

Link to Dr. G. K. Sawale:

<https://scholar.google.co.in/citations?user=5fZfNrEAAAAJ&hl=en>

Link to Dr. P. D. Gadhawe:



MAFSU,
Template – College Website(s)

<https://scholar.google.co.in/citations?user=Bfry3y4AAAAJ&hl=en>

Sr. No	Name of the staff	Designation	Duration	Photo
--------	-------------------	-------------	----------	-------





Ministerial staff:

Sr No	Name of Ministerial staff	Department	Email
1	Dr. P. R. Suryavanshi	Veterinary Pathology	Prs780@gmail.com

- **List of retired faculty: (Department wise)**



**MAFSU,
Template – College Website(s)**

1	Dr. K. S. R. Aiyer	Professor	1943-1951	
2	Dr. R. M. Kalapesi	Professor	1952-1955	
3	Dr. B.L. Purohit	Professor	1956-1961	
4	Dr. S. M. Ajinkya	Professor	1962-1969	
5	Dr. P. D. Sardeshpande	Professor	1970-1986	
6	Dr. B. V. Jalnapurkar	Professor	1987-1995	
7	Dr. P.S. Lonkar	Professor	1996- 2005	
8	Dr. Mrs. R. S. Nehete	Professor	2006-2010	



**MAFSU,
Template – College Website(s)**

- **Photo gallery (Department Wise)**

